

National Water Account 2010 quick guide

Find regional water accounting information.



Australian Government
Bureau of Meteorology

 **Water Information**
DATA > INFORMATION > INSIGHT

National Water Account 2010

quick guide

1

Context

Discover key information about each region.

Physical information

Learn about the region, its water resources, land use and water-related infrastructure.

Administration

See which organisations are responsible for water management.

Read how legislation, plans and provisions are applied for surface, ground and environmental water.

Water rights

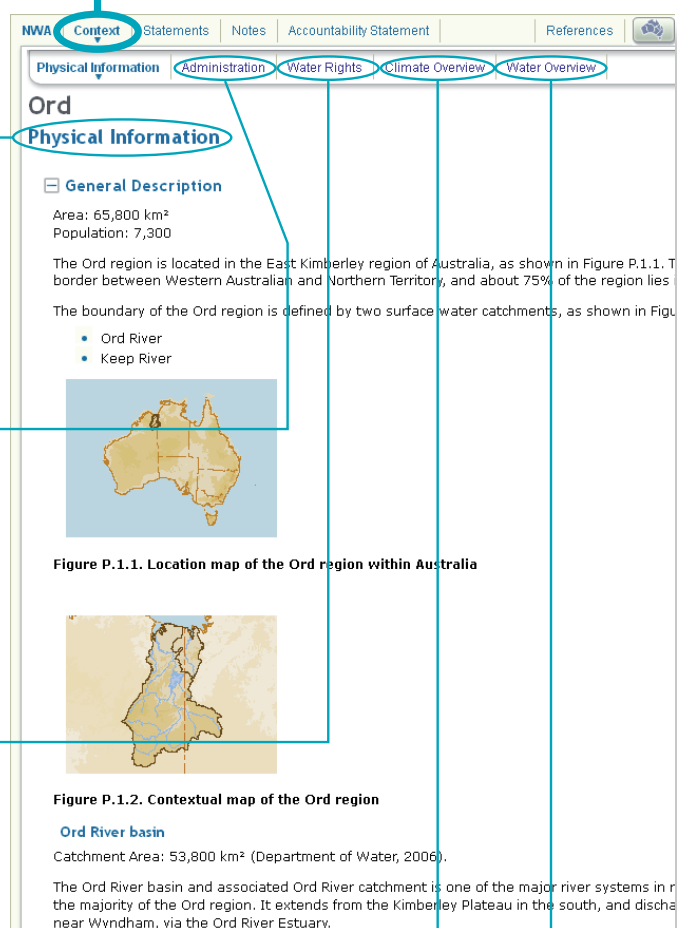
What are the operating rules and constraints governing water entitlements, allocations, trades and transfers?

Climate overview

Examine rainfall, evapotranspiration and temperature maps for the reporting period.

Water overview

Find out about significant water events, major water initiatives and improvements in water information.



National Water Account 2010

quick guide

2

Statements

Find the volumes of water assets, water liabilities and water flows. Access notes about the numbers.

Water assets and water liabilities

Compare the volume of water assets and water liabilities at the end of the reporting period.

Select the line item to access notes.

Changes in water assets and water liabilities

Find out what increases and decreases occurred.

Physical water flow

Examine the water inflows and outflows over the reporting period.

	Data Type	2010 ML
WATER ASSETS		
1 Connected Surface Water Store		8,780,762
2 Groundwater Store Assets		
Physical water assets		
2.1 Water Table aquifers		
2.2 Underlying aquifers		
TOTAL 2 Groundwater Store		
5 Water Distribution System Store		
TOTAL WATER ASSETS		8,780,762
WATER LIABILITIES		
0 Surface Water Liability		289,860
9 Groundwater Liability		4,906
TOTAL WATER LIABILITIES		294,766

National Water Account 2010

quick guide

3

Additional relevant information

Find out more about the numbers in the water accounting statements. Access extra regional information.

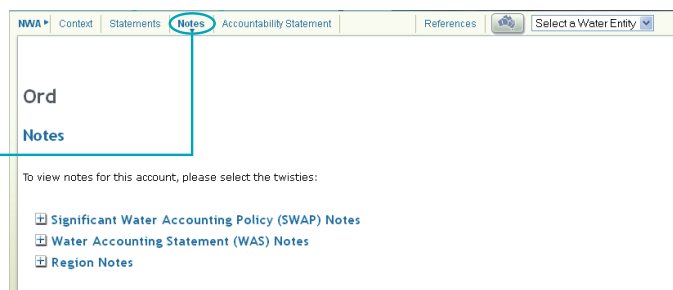
Notes

Discover how the numbers in the statements are calculated and where the data came from.

See how the numbers in the statements reconcile with each other.

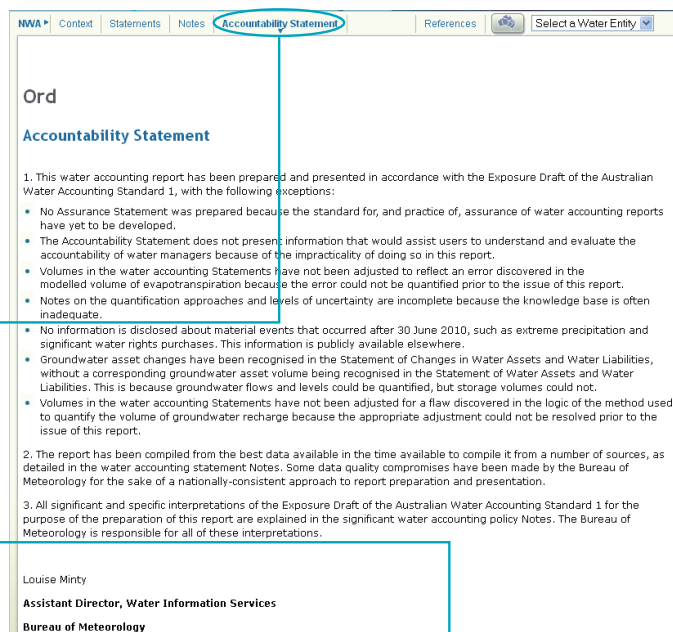
Find details about which significant water accounting policies were applied.

Access more information on how water is distributed and shared between users within the region.



Accountability statement

Explains how the report accords with the water accounting standard.



References

Find out more about the information sources used.

